


## Pansy

**3 inch finished**

3  $\frac{1}{2}$  inches edge to edge

Pansies are year long in our gardens - lovely winter colour and faces looking up at us all summer long. Really have some fun with fabrics (and use crayons, inks or pastels to add more texture to your blocks too if you are adventurous).

For EACH pansy you will need:



4 - 2 inch squares for the petals - not all the same!

4 - 1  $\frac{1}{8}$  inch squares of leaf fabric

2 - 1  $\frac{1}{4}$  inch squares of leaf fabric

1 - 1  $\frac{1}{4}$  inch square for the centre

I know these seem like small pieces but it's only a 3 inch pansy!

This flower is all done with connector corners.

The top petal has the 1  $\frac{1}{8}$ th inch leaf connector at the top.


The two side petals have the 1  $\frac{1}{4}$  inch leaf connectors at the top, and 1  $\frac{1}{8}$ th inch leaf connectors at the bottom.

The bottom petal has the 1  $\frac{1}{4}$  inch centre connector at the top and the 1  $\frac{1}{8}$ th inch leaf connector at the bottom.

Sew the four petals together and you have a pansy.

Sew two pansies together with two 'leaf' blocks and you have the BOM to turn in at the next guild meeting:

For the Pictorial quilt - make five pansies. Sew them in one row of three and one row of two and set them aside for later - We'll add the butterfly to make the square.



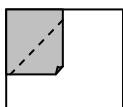
Pansies, from the French word for 'thoughts' or 'memories', are bred from the viola but have been cultivated for thousands of years, so long that their origin is hard to trace. In climates with hot summers and freezing winters, they thrive in the cool weather of spring but become sun scorched and die back in the heat of mid summer. If they are planted in late summer to fall they will thrive during this time of cool weather and die back once conditions shift to freezing. Here in the lower mainland where the winters are moderate, pansies will thrive as perennials all year round.

These days, pansies decorate cakes and accompany salad greens. Each variety has a different flavour and some are definitely superior to others.

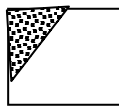
Viola tricolor (the small standard purple and yellow one) has been used medicinally since ancient times. It was worn as a garland to prevent dizziness, and Athenians used it to "moderate anger". Its leaves and flowers are anti-inflammatory and used today to treat skin disorders.

One of the results of thousands of years of cultivation is the assortment of colours, patterns and petal forms in which these plants are found. They come in nearly every colour imaginable and many are bicolour or tricolour combinations. Some pansies have a distinct pattern on the petals called a 'face'. If you look closely it really does resemble a scowling face.

#### Connector Corners:



Draw a line kitty corner across the back of your connector square. Place this on the appropriate corner of your larger piece, right sides together. Make sure that the line that you drew is in the correct position. Now, sew along that line.



Press the connector into the corner so that the right side of the connector is in the correct position on the base piece, then trim away the centre layer  $\frac{1}{4}$  inch from the seam. Square up your piece.